


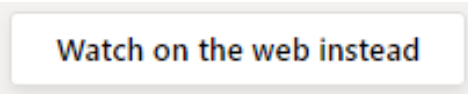
Microsoft Teams Live Events

To access a Live Lesson click on the link your teacher has send to your [school email](#)

If you are not already signed in, you maybe requested to sign into Teams with your school email address and password.

If you do not have Teams already installed on your device.

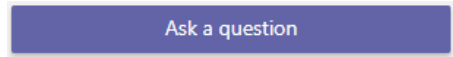
Click on



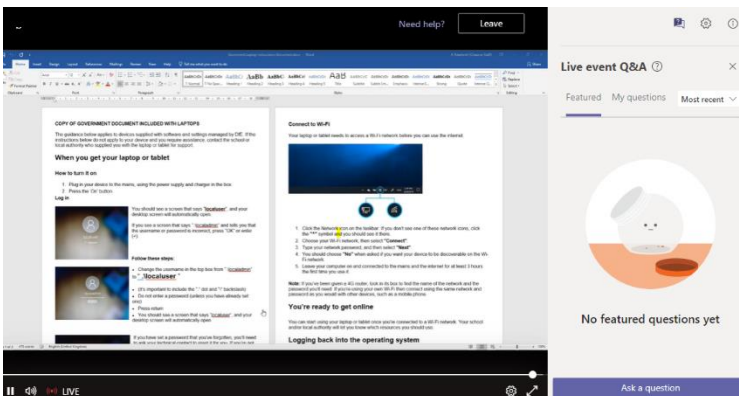
During the Live Event you will be able hear your teacher speaking, see any content they are sharing and type questions.

Click on  icon access the Q&A

Click on



To ask your teacher a question.



There is a short delay between teacher and students, please be patient awaiting a typed or spoken response.



If there is any interruption between you and your teacher, the live event may pause or buffer, causing your stream to become out of sync. This is indicated by two different times at the bottom of the screen.



Click on LIVE to skip you forward in the Live Event

After the Live Lesson has finished you will be able to click on the link in your [email](#) again at any time to re-watch the lesson. If you have any questions after the lesson, please email your teacher directly using your [school email](#)

If you have any technical issues using this service please email ittech@chaucer.sheffield.sch.uk