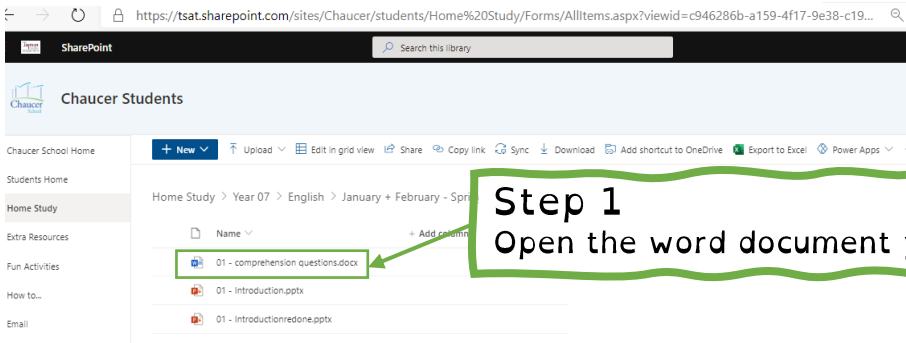


Helping students with reading work in Word Immersive reader

If you need some support to access the text in the word documents your completing for home study they you can use **immersive reader** to help you

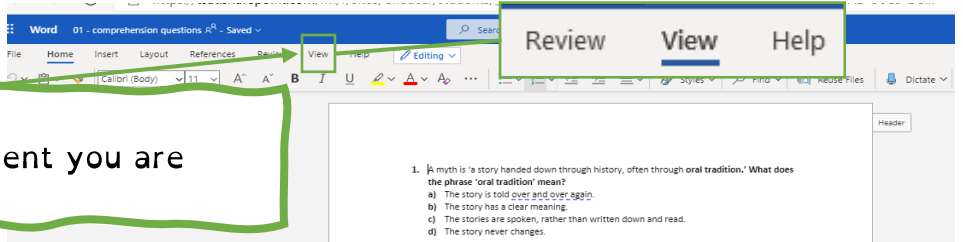
How to use Immersive reader:

Unfortunately this facility is not yet available for PowerPoint.



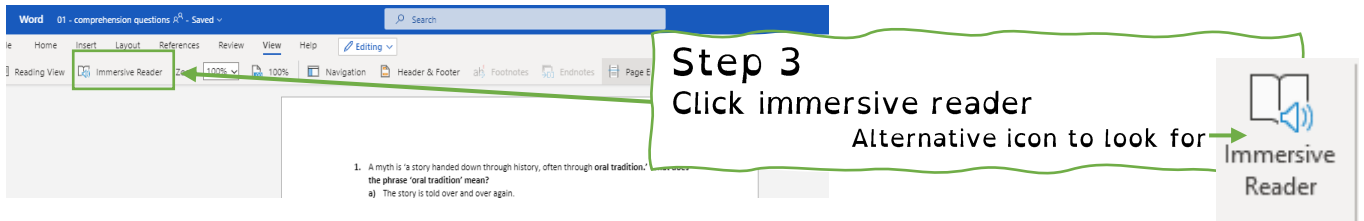
Step 1

Open the word document you are wanting to work on



Step 2

Open the word document you are wanting to work on



Step 3

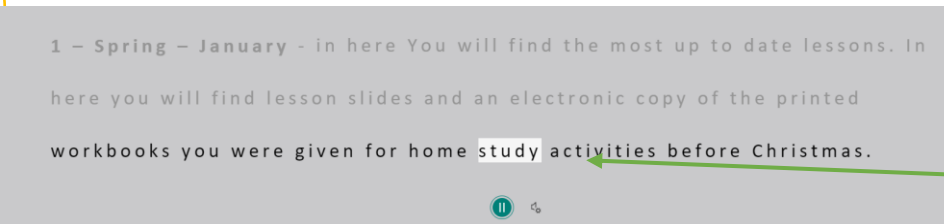
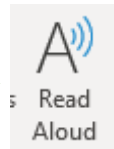
Click immersive reader

Alternative icon to look for



Step 4

Click on the arrow at the bottom of the page
Or
If you can use this button to start the reading



Step 5

The text will then be read aloud. The words being read are highlighted allowing the student to follow.

Any questions/ queries please email IT Tech Support:

ittech@chaucer.sheffield.sch.uk